


CAMBRIDGE ELEVATING INC.

Limited-Use/Limited-Application Commercial Elevator

JOURNEY
LU/LA



Premier
Manufacturer
of Custom
Elevators

COMMERCIAL ELEVATOR

STANDARD FEATURES

- ASME A17.1-2013 / CSA B44-13 Code Compliance
- Automatic or key control
- Commercial-grade fixtures & controls
- Braille/Tactile controls
- Illuminated push buttons
- Emergency lighting
- Reinforced, structural steel sling
- Rigid steel cab construction
- Fire rated automatic sliding doors
- Fire rated plastic-laminate wall panels
- Self-leveling
- Stainless steel handrail
- Emergency stop alarm
- Line rupture valve
- Emergency lowering/battery back-up system
- Hands-free ADA phone
- 36-month limited warranty
- Superior installation & technical support

OPTIONAL FEATURES

- Inline, Thru-cab or 90-degree cab configurations
- Stainless steel & custom laminate cab finishes
- License/certificate frame
- Security options for floor access control



JOURNEY

LU/LA

The Cambridge Elevating Journey Limited-Use/ Limited-Application Commercial Elevator is designed to service schools, libraries, low rise commercial buildings, churches and multi-family housing. Custom cab sizes and various finish options allow your LU/LA elevator to blend into the surrounding decor seamlessly. Using a state-of-the-art hydraulic drive system and controls, our LU/LA provides safe, reliable, smooth and quiet operation. Modern fixtures and robust equipment makes the Journey LU/LA the longest lasting choice.

LU/LA SPECIFICATIONS

Power Supply Choices

220V, 1PH, 40 Amp, 60HZ
208V, 3 PH, 20 Amp, 60 HZ
600V, 3PH, 10 Amp, 60 HZ

Drive Type

2:1 Roped Hydraulic

Rated Load

1,400 lbs. weight capacity

Cab Size

Up to 18 square feet (custom available)

Cab Height

86" standard cab height (custom available)




Travel Speed

Rated speed of 30 feet/minute

Travel Height

Up to 50 feet of travel, depending on local Codes





Authorized Dealer

Manufactured by:

CAMBRIDGE
ELEVATING INC.

Cambridge Elevating Inc.
1261 Industrial Road
Cambridge, ON N3H 4W3

Toll-free: 800.265.3579

Phone: 519.653.4222

Fax: 519.653.9927

Email: ceinfo@cambridgeelevating.com

Web: www.CambridgeElevating.com